


FAIRBANKS[®]

S C A L E S



HC LIFT DECK

MODULAR TRUCK SCALES FOR WASTE TRANSFER STATIONS

Designed to expedite scale clean-out and maximize each truckload through reliable, precision weighing.

HC LIFT DECK

MODULAR TRUCK SCALE FOR WASTE TRANSFER STATIONS

Designed to expedite the scale cleanout process to maintain scale accuracy and load efficiency.

Fairbanks HC Lift Deck is an economic and common sense truck weighing solution for waste transfer applications. Its simple, modular design offers long-term weighing accuracy, dependability and, unlike any other scale designs on today's market, expedited access below deck for routine cleanout of dirt and debris.

It's no secret that traditional shallow pit scales sold into the waste industry for decades have complicated and time-consuming disassembly and reassembly processes. The HC Lift Deck is Fairbanks' solution to this age-old maintenance dilemma faced by Transfer Station operators nationwide.

Not only can Fairbanks HC Lift Deck's weighing modules be individually lifted and removed with a front loader or other lightweight lifting equipment, recalibration is never required when a module is set back in place. Simply reconnect the module and get right back to weighing.

Best of all, when Fairbanks quotes an HC Lift Deck for your waste transfer application, its engineering solutions team creates a custom scale module configuration to perfectly accommodate all the vehicle types and weight capacities your scale routinely encounters.



An HC Lift Deck 4' x 10', 2,000 lb. module is easily moved with a front loader. Each module features built-in eyelets and each scale includes a set of custom lifting hooks.


It's the Ideal Scale for Transfer Station Push Pit, Lift and Load, Surge Pit or Direct Tip facilities!

Protective features for harsh environments:

- ✓ Durable 1/2" steel scale deck
- ✓ Coal tar deck undercoating
- ✓ Hermetically sealed, stainless steel load cells
- ✓ Fairbanks' exclusive Intalogix® Technology delivers load cell surge protection and real-time performance reporting.





INTALOGIX
TECHNOLOGY



Fairbanks scale technicians install new load cells and electronics as they retrofit of an old hard-to-clean and hard-to-service transfer station truck scale with a Fairbanks HC Lift Deck. The debris, at left, had accumulated below the old scale deck and eventually caused the scale to fail.

MODULES ARE DESIGNED TO EASILY SET IN PLACE DURING INSTALL AND AFTER ROUTINE CLEANING.






A CLEAN SCALE GUARANTEES:

- ✓ Accurate Loads
- ✓ Maximized Loads
- ✓ Extended Scale Life

BREAKTHROUGH WEIGHING SOLUTION FOR RETROFITS OR NEW CONSTRUCTION



This series of images shows how a waste transfer station's weighing operation is transformed through an HC Lift Deck scale retrofit. The project begins (far left) with a thorough cleaning of the tunnel and the old scale pits. Next, the HC Lift Deck subframes are assembled in the pits. Lastly, the scale decks are lowered into place using light-duty lifting equipment. Afterward, whenever needed for routine cleaning or maintenance, the scale decks can be easily lifted and temporarily relocated outside the tunnel.

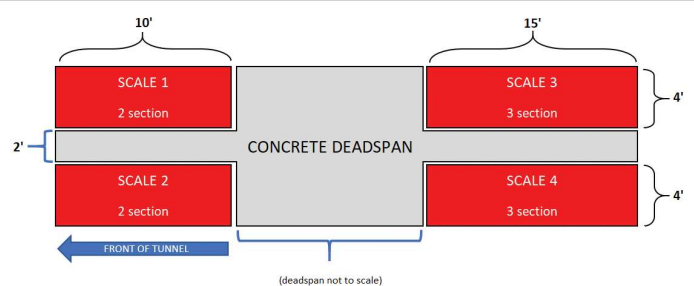
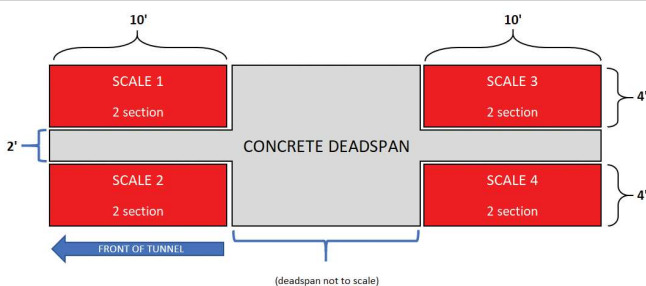


The HC Lift Deck's critical weighing components (left) are impervious to water and positioned so they are not disturbed during cleanout.

(Right) Mounted high above the scale, for easy line of sight for the loading operator on the tipping floor, are remote displays that show the accumulated axle weights as a truck is filled.



POPULAR HC LIFT DECK SCALE MODULE CONFIGURATIONS - 10' & 10' AND 10' & 15'



Modules are configured to handle the variety of vehicles that will utilize the waste transfer scale. While each application's configuration is customized for its vehicle flow, the two most common configurations quoted for waste transfer facilities are illustrated above.

HC LIFT DECK

MODULAR TRUCK SCALES FOR WASTE TRANSFER STATIONS

Weighing Solutions for the World Since 1830

Fairbanks.com

SPECIFICATIONS

Module:

Sizes 10' x 4', 15 x 4', 20' x 4 (sold in pairs),
custom lengths available
Construction Welded steel I-beam, vented sandwich design
Capacity 50,000 lbs per section
Shipping weight 1,500 lbs per module
System includes Paired liftable modules
Subframe
50k Rocker Column load cells
Self-contained Intalogix® Kits
Instrumentation
Remote displays (per pair of scale modules)

Load cell:

Capacity 50,000 lbs
Type Rocker column
Height 3.5"
Material Stainless steel, 17-5 PH
Protection IP69K complete hermetic seal with
glass-to-metal header at cable entry
Resistance 1,000 ohms
Output 2.0 mV/V
Excitation 5 to 15 VDC
Ultimate overload 300%
Cable length 15'
Cable protection Stainless steel braid ArmourGuard

INTALOGIX® TECHNOLOGY

Transfer Stations pose extremely difficult challenges for truck scales. Intalogix Technology provides the highest level of protection against electrical surges and has the power to individually isolate each load cell in the HC Lift Deck system; enabling easy diagnostics, and providing individual axle weights, as well as gross weight information, so the loader operator can efficiently manage the loading process.

Your Fairbanks Scales Authorized Representative is:

Call toll-free for the representative nearest you:

(800) 451-4107

Call between 8:00 a.m. – 5:00 p.m. Central Time

Corporate Headquarters: 6800 W. 64th Street, Overland Park, Kansas 66202
(816) 471-0231 Internet Address: <http://www.Fairbanks.com>

